


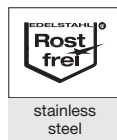
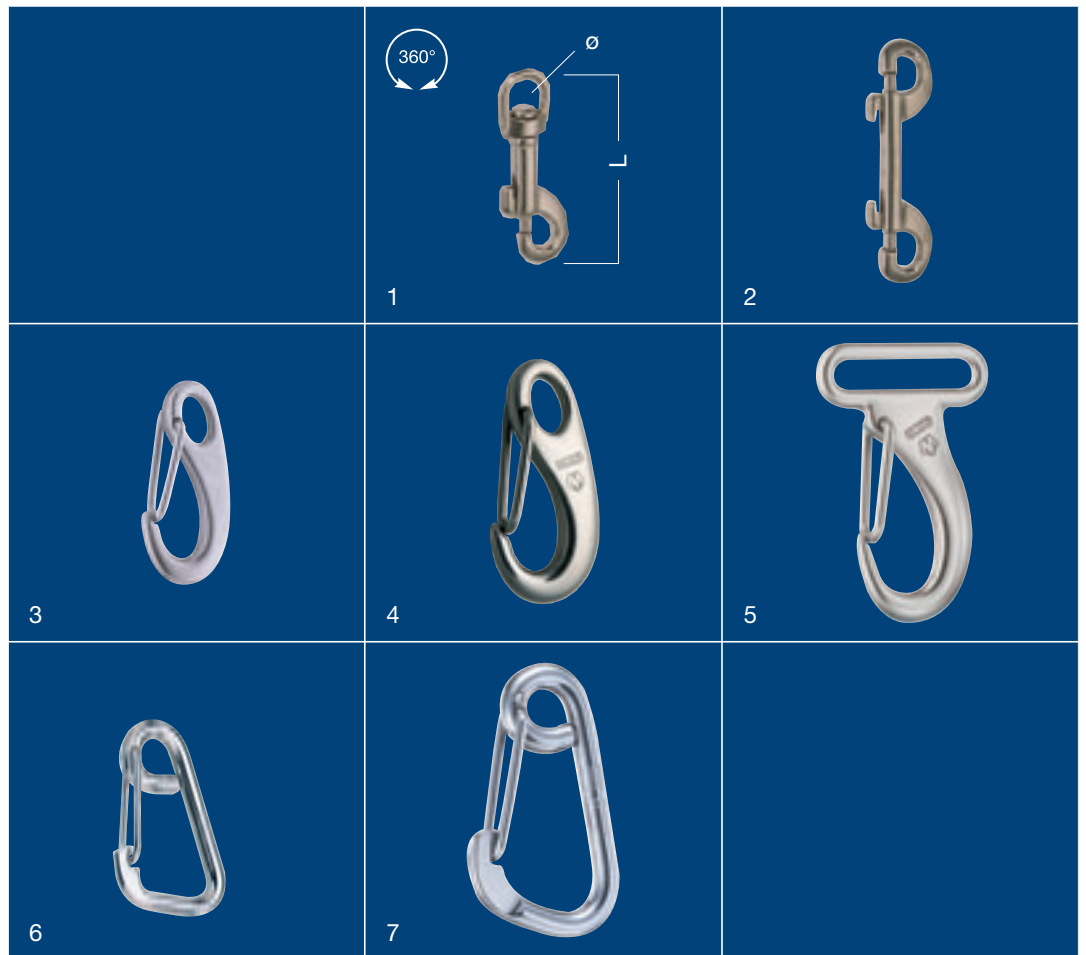






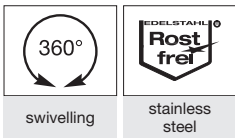








 ≈ kg	L mm	Ø mm	 mm	art.-no.
1 snap hook AISI 316 stainless steel	570	30		3	31300 030 56
	670	40		4	040 56
	750	50		5	050 56
	870	60		6	060 56
	1150	70		7	070 56
	1250	80		8	080 56
2 snap hook with thimble AISI 316 stainless steel	570	40	4,5	4	31301 040 56
	670	50	7	5	050 56
	750	60	8	6	060 56
	870	70	8	7	070 56
	1150	80	12	8	080 56
	1250	100	15	10	100 56
3 snap hook with screwing AISI 316 stainless steel	570	50		5	31302 050 56
	670	60		6	060 56
	750	70		7	070 56
	870	80		8	080 56
	1150	100		10	100 56
	1250	120		11	120 56
4 snap hook with screwing and thimble AISI 316 stainless steel	570	50	6	5	31303 050 56
	670	60	7	6	060 56
	750	70	9	7	070 56
	870	80	9	8	080 56
	1150	100	12	10	100 56
	1250	120	17	11	120 56

	L mm	 mm	art.-no.	
5 aluminum snap hook not for climbing 10 pcs = 1 unit	50	5	31950 050 54	5
	60	6	060 54	9
	70	7	070 54	16
	80	8	080 54	25
6 aluminum snap hook not for climbing 10 pcs = 1 unit	50	5	31951 050 54	5
	60	6	060 54	9
	70	7	070 54	16
	80	8	080 54	25
7 aluminum snap hook not for climbing 10 pcs = 1 unit	50	5	31952 050 54	5
	60	6	060 54	9
	70	7	070 54	16
	80	8	080 54	25
8 aluminum snap hook not for climbing 10 pcs = 1 unit	80	8	31953 080 54	25








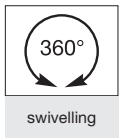
	 ≈ kg	 ≈ kg	L mm	eye Ø mm	 mm	Wichard- no.	art.-no.
1 snap hook AISI 316 stainless steel			65 75	10 13			31181 065 56 075 56
2 double snap hook AISI 316 stainless steel			105	13			*31182 105 56
3 snap hook cast AISI 316 stainless steel		220 600 1100	50 70 100				31290 050 56 070 56 100 56
4 Wichard snap hook forged stainless steel	 75 200 450	300 800 1800	50 75 100			2480 2481 2482	31290 050 55 075 55 100 55
5 Wichard snap hook with belt collet stainless steel	 200	300	60	30		2284	31916 060 55
6 snap hook asymmetric AISI 316 stainless steel			60 80 100 120	10 13 15 20	6 8 10 12		31324 060 56 080 56 100 56 120 56
7 Wichard snap hook asymmetric stainless steel	 450 800 1250 1800	800 1400 2200 3200	60 80 100 120	7 11 13 16	6 8 10 12	2323 2325 2326 2327	31324 060 55 080 55 100 55 120 55








		 ≈ kg	 ≈ kg	L mm	bolt- Ø D	mm	 mm	Wichard- no.	art.-no.
1	buoy swivel stainless steel		1125	4500	110	10	22	5	35965 110 55
2	swivel stainless steel		375	1500	70		20	6	35970 000 55
3	swivel fork/eye AISI 316, stainless steel cast				66		12	6	35932 066 55
4	swivel fork/fork AISI 316, stainless steel cast			1300 2500 3500 6000	66 94 118 152	6 8 10 13	12 16 20 26		35933 006 56 008 56 010 56 013 56
5	Wichard swivel fork/eye stainless steel		1440 3200	2800 5500	70 105	8 10	11 18	2364 2365	35938 070 55 105 55
6	Wichard moorings swivel safety by high breaking loads stainless steel 316L		1760 2960	4000 5500	130 150			2442 2443	37808 130 55 150 55
7	swivel eye/eye AISI 316. stainless steel cast				60 65 88 115		13 15 20 24	5 6 8 10	35971 005 56 006 56 008 56 010 56
8	ball bearing swivel stainless steel		875	3500	88				31060 088 55

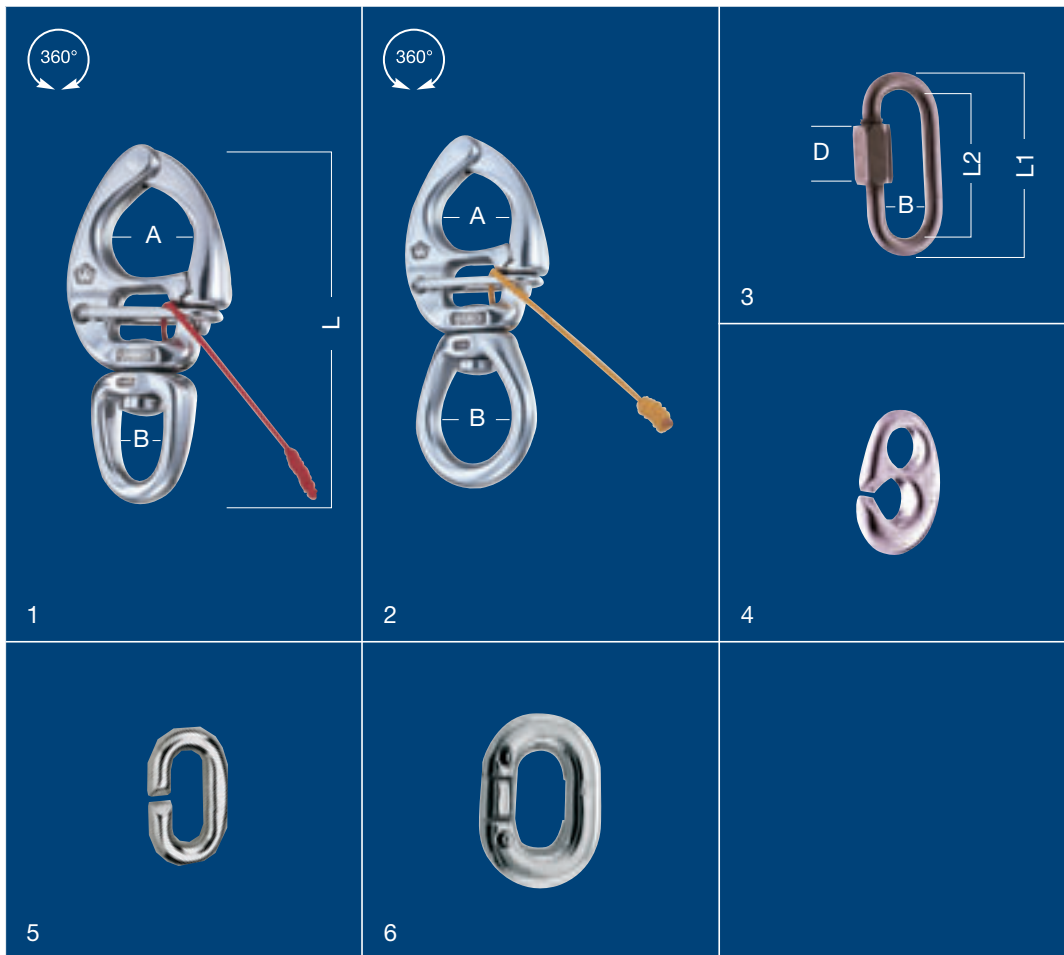







		L mm	bolt- Ø D	A mm	B mm		art.-no.	
1	swivel shackle stainless steel	850 900 1000 1100	41 41 47 55	5 5 6 6	7 10 12 14	8 9 12 14	1,5 1,5 1,7 2,0	35945 000 56 001 56 002 56 003 56
2	swivel shackle stainless steel	450	45	5	8	9	1,5	35957 045 56
3	swivel shackle stainless steel	800	51	5	10	13	1,7	35958 050 56
4	swivel shackle stainless steel	1000	62	6	13	13	2,0	35959 060 56
5	flag swivel brass II.polished		200	50	18			31000 000 33
6	flag swivel brass II.polished			40				35990 040 33
7	ball bearing swivel brass II.polished		700 700 1000 1200 1600 2500	50 55 70 80 105 135	9 11 13 15 24 28	12 19 21 27 29 40		31050 052 33 055 33 070 33 080 33 105 33 135 33
8	swivel fork/eye brass II.polished		800	70	8	13		35930 070 33
9	flag swivel brass II.polished			65 90				35960 065 33 090 33





			L mm	A mm	B mm	bolt- Ø mm	Wichard- no.	art.-no.
1	≈ kg	≈ kg	35 52 66 96	11 12 16 22	7 9 12 16			36053 035 56 050 56 070 56 095 56
2			1140 2250 3500	70 87 120	12 16 22			36054 070 56 090 56 120 56
3			900 2300 3800	70 90 128	16 20 30	6 8 10		36055 070 56 090 56 130 56
4		960 1280	2000 3000	50 70	16 21	10 13	2471 2472	36053 050 55 070 55
5		960 1280	2000 3700	70 90	16 21	11 14	2473 2475	36054 070 55 090 55
6		150 162	600 650	45 60	12 13	18 28		36050 045 33 060 33



	 ≈ kg	 ≈ kg	L mm	L2 mm	A mm	B mm	D mm	 mm	Wichard- no.	art.-no.
1 racing-shackle Wichard easy opening even under high load high resistance steel, magnetic 	880 1280 1600 2400	1500 2300 3200 4200	70 80 90 110		14 16 20 25	11 12 13,5 16			2673 2674 2675 2676	36063 070 55 080 55 090 55 110 55
2 racing-shackle Wichard easy opening even under high load high resistance steel, magnetic 	880 1280	1500 2000	80 90		14 16	19 23			2773 2774	36066 080 55 090 55
3 screw link (reefing shackle) AISI 316 stainless steel			36 40 48,5 58 65 75	29 32 38,5 46 51 59		10 11,5 13 14,5 16,5 17,5	5 5,4 6,5 7,5 8 10	3,5 4 5 6 7 8		36100 003 56 004 56 005 56 006 56 007 56 008 56
4 inglefield clip seawater-resistant anodised aluminum		450	40		11					36120 040 54
5 quick fastener stainless steel			24 32 36			9 12 13		6 8 9		36105 006 56 008 56 009 56
6 spare chain link for being riveted			35 40			9 11		6 8		36101 006 56 008 56