











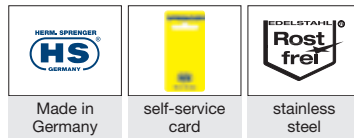
forged pos. 1-7




	 ≈ kg	D mm	L1 mm	B 1 mm	B 2 mm	art.-no.
1 shackle cambered stainless steel forged	600	4	14	8	12	<b>34600 904 56</b>
	1000	5	17,5	10	15	<b>905 56</b>
	1500	6	21	12	18	<b>906 56</b>
	2500	8	28	16	24	<b>908 56</b>
	4000	10	35	20	30	<b>910 56</b>
	6000	12	42	24	36	<b>912 56</b>
2 shackle cambered stainless steel forged	600	4	14	8	14	<b>34600 004 56</b>
	1000	5	17,5	10	17	<b>005 56</b>
	1500	6	21	12	21	<b>006 56</b>
	2500	8	28	16	28	<b>008 56</b>
	4000	10	35	20	35	<b>010 56</b>
	6000	12	42	24	42	<b>012 56</b>
3 shackle straight stainless steel forged	600	4	14	8		<b>34610 004 56</b>
	1000	5	17,5	10		<b>005 56</b>
	1500	6	21	12		<b>006 56</b>
	2500	8	28	16		<b>008 56</b>
	4000	10	35	20		<b>010 56</b>
	6000	12	42	24		<b>012 56</b>
4 shackle straight stainless steel forged	480	4	30	8		<b>34614 004 56</b>
	750	5	37,5	10		<b>005 56</b>
	1100	6	45	12		<b>006 56</b>
	1800	8	60	16		<b>008 56</b>
	3000	10	75	20		<b>010 56</b>

	 ≈ kg	D mm	L1 mm	B 1 mm	art.-no.
5 shackle turned stainless steel forged	400	4	22	8	<b>34619 004 56</b>
	625	5	27,5	10	<b>005 56</b>
	900	6	33	12	<b>006 56</b>
	1500	8	44	16	<b>008 56</b>
	2500	10	55	20	<b>010 56</b>
	6 shackle cambered with captive bolt stainless steel forged	1000	5	17,5	10
1500		6	21	12	<b>006 56</b>
2500		8	28	16	<b>008 56</b>
4000		10	35	20	<b>010 56</b>
6000		12	42	24	<b>012 56</b>
7 shackle straight with captive bolt stainless steel forged		1000	5	17,5	10
	1500	6	21	12	<b>006 56</b>
	2500	8	28	16	<b>008 56</b>
	4000	10	35	20	<b>010 56</b>
	6000	12	42	24	<b>012 56</b>
	8 the original SPRENGER shackle key stainless steel				


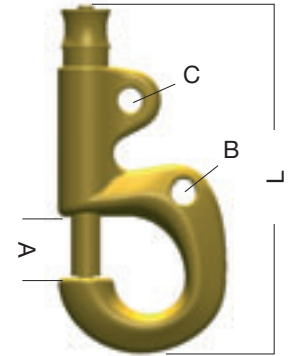
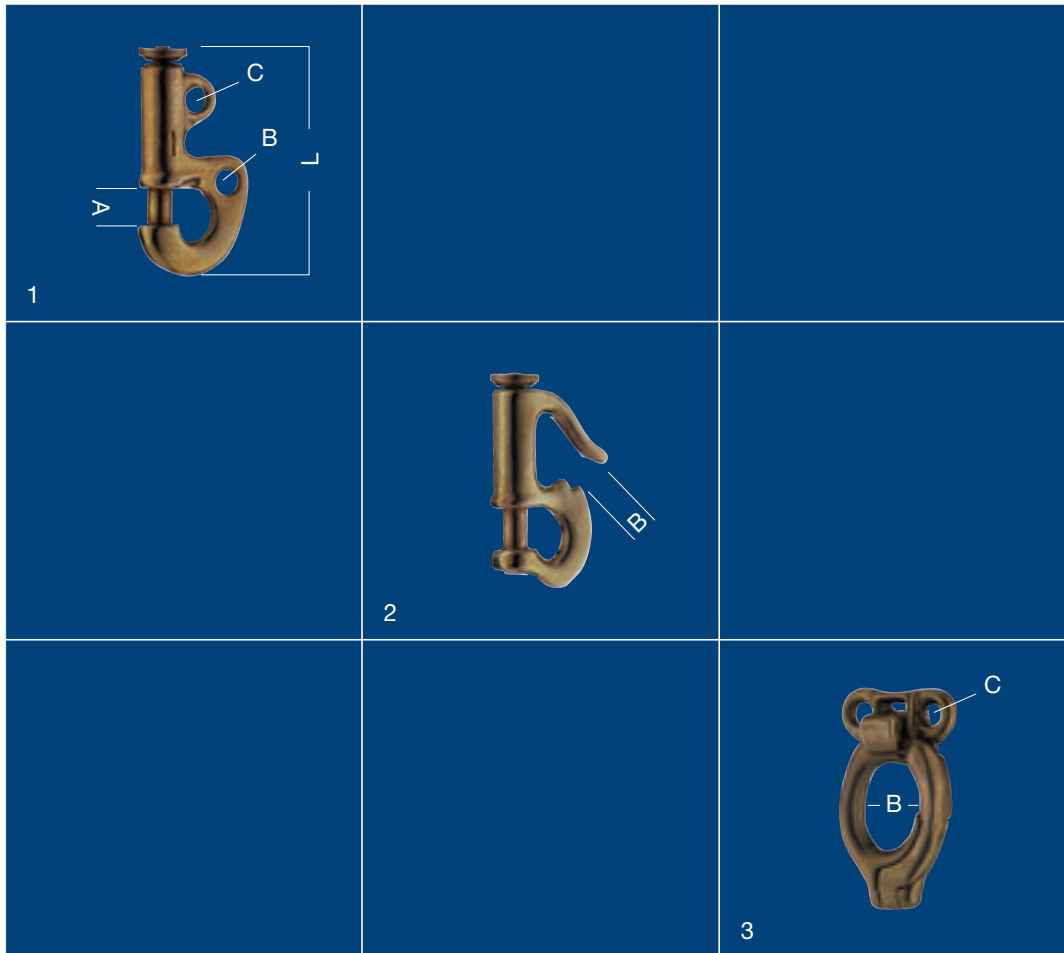


		 ≈ kg	 ≈ kg	D mm	L mm	L1 mm	L2 mm	B1 mm	Wichard- no.	art.-no.
1	key shackle without bar, AISI 316. stainless steel cast		1000 1400 2500	5 6 8	38 43 60			12 15 20		<b>34625 005 56</b> <b>006 56</b> <b>008 56</b>
2	key shackle with bar, AISI 316. stainless steel cast		1000 1400 2500	5 6 8	38 43 60	19 23 29	13 16,5 23	12 15 20		<b>34621 005 56</b> <b>006 56</b> <b>008 56</b>
3	Wichard key shackle with bar, stainless steel		500 650 1000	1200 1700 2500	5 6 8	21 25 34	12 15 20	13 16 21	81432 81433 81434	<b>34621 005 55</b> <b>006 55</b> <b>008 55</b>
4	Wichard halyard shackle stainless steel with glass fiber enhanced polypropylene head		1000 1520	3000 5000	8 10	41 51		16 20	1494 1495	<b>34628 008 55</b> <b>010 55</b>
5	Wichard key shackle without bar, stainless steel		500 650 1000	1200 1700 2500	5 6 8	37 44 59		13 16 21	1432 1433 1434	<b>34625 005 55</b> <b>006 55</b> <b>008 55</b>
6	Wichard shackle extra wide stainless steel		256 320 768 1280	1100 1450 2700 4300	5 6 8 10	36 42 57 72		20 25,5 32 40	1262 1263 1264 1265	<b>34615 005 55</b> <b>006 55</b> <b>008 55</b> <b>010 55</b>
7	brass shackle I. polished II. chromed gold plated II. polished				3 3 3 6 9	15 15 15 21 29		9 9 9 13 14		<b>34600 003 33</b> <b>003 35</b> <b>003 38</b> <b>005 33</b> <b>009 33</b>
8	Wichard shackle key					90				<b>34699 000 55</b>



	 ≈ kg	 ≈ kg	A mm	L mm	B mm	 mm	art.-no.
1 long-shackle with bolt and ring	225 225	900 900	5 5	36 36	18 14	1,5 1,5	<b>34670 000 55</b> <b>34671 000 55</b>
2 short shackle with bolt and ring	187 250	750 1000	5 5	17 21	8 9	1 1,5	<b>34672 001 55</b> <b>002 55</b>
3 shackle, wide	250 275 325 400	1000 1100 1300 1600	M5 x 25 M5 x 29 M6 x 31 M6 x 31	18 21 25 25	11 15 17 17	2 2 2 2,5	<b>34680 004 55</b> <b>005 55</b> <b>007 55</b> <b>008 55</b>
4 shackle, narrow	150 250 275 325	600 1000 1100 1300	M4 x 20 M5 x 21 M5 x 25 M6 x 28	16 19 22 25	8 8 12 13	1 2 2 2	<b>34681 003 55</b> <b>004 55</b> <b>005 55</b> <b>007 55</b>
5 shackle with lens head screw DIN 85	250 275 325	1000 1100 1300	M5 x 16 M5 x 20 M6 x 23	18 21 24	11 15 16	2 2 2	<b>34682 004 55</b> <b>005 55</b> <b>007 55</b>
6 shackle with bolt and cotter bolt	400	1600	6	37	25	3,0	<b>34684 000 55</b>
7 key shackle	400	1600	6/4	23/40	16	3,0	<b>34686 000 55</b>
8 twisted shackle	275 400	1300 1600	5 5	23 21	12 16	2 2	<b>34687 007 55</b> <b>008 55</b>





	A mm	B mm	C mm	L mm	int. size	art.-no.
1 piston hank for sewing, brass II. polished	6	5	5	40	0	<b>36030 040 33</b>
	8	5,5	5,5	50	1	<b>050 33</b>
	13	6,5	6,5	60	2	<b>060 33</b>
	15	8	9	70	3	<b>070 33</b>
	16	9	13	80	4	<b>080 33</b>
	19	10	13	90	5	<b>090 33</b>
	22	8	8	115	6	<b>115 33</b>
	25	11	11	135	7	<b>135 33</b>
2 press-on piston hank brass II. polished	7	4,5		40	0	<b>36035 040 33</b>
	8	6		50	1	<b>050 33</b>
	12	7		60	2	<b>060 33</b>
	15	9		70	3	<b>070 33</b>
	16	11		80	4	<b>080 33</b>
3 piston hank brass II. polished		33 x 25 40 x 30	7 10	80 100		<b>36025 080 33</b> <b>100 33</b>